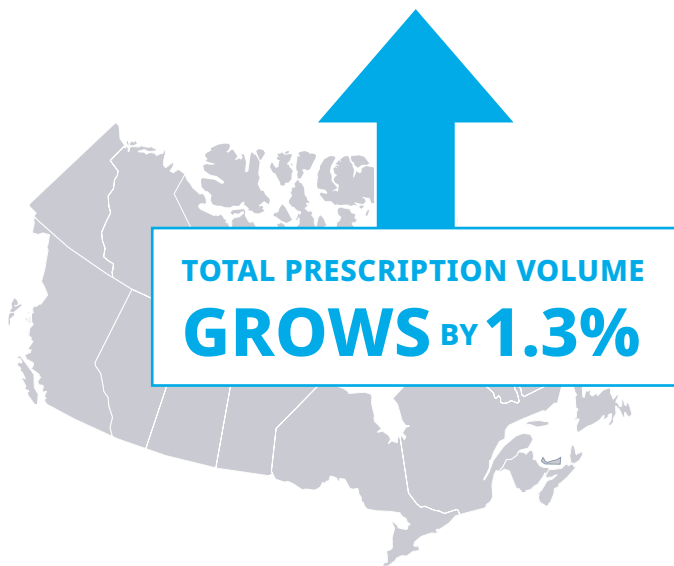


# 2021 Canadian Pharmaceutical Market Highlights



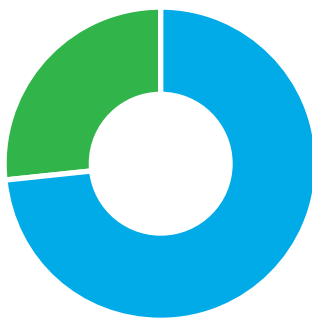
Source: IQVIA. Canadian CompuScript. MAT December 2021

## RETAIL PHARMACIES DISPENSED

**768.2**   
MILLION PRESCRIPTIONS

**GENERICS =  
73.5% OF  
THE MARKET,  
UP 0.6%**

**BRAND =  
26.5% OF  
THE MARKET,  
DOWN 0.6%**



Source: IQVIA. Canadian CompuScript. MAT December 2021

## TOP 10 MOLECULES BY TOTAL ETHICAL PRESCRIPTIONS

RANK	PRODUCT	% CHANGE OVER 2020
1	ROSUVASTATIN	+0.2
2	PANTOPRAZOLE	+5.7
3	LEVOTHYROXINE	-3.3
4	ATORVASTATIN	-0.4
5	CHOLECALCIFEROL	+9.4
6	AMLODIPINE	+1.4
7	METFORMIN	-0.4
8	ACETYLSALICYLIC ACID	-0.7
9	METHADONE	-5.2
10	BISOPROLOL	+7.8

Source: IQVIA. Canadian CompuScript. MAT December 2021

# 2021 Canadian Pharmaceutical Market Highlights

**COMBINED RETAIL AND HOSPITAL PURCHASES = \$35.2 BILLION UP 6.6%**



**BRAND GROWTH (+6.3%) GENERICS GROWTH (+8.6%)**

Source: IQVIA. Canadian Drugstore and Hospital Audit. MAT December 2021

## LEADING THERAPEUTIC CLASSES IN RETAIL AND HOSPITAL PURCHASES, 2021

RANK	THERAPEUTIC CLASS	TOTAL PURCHASES (\$ MILLIONS)	% CHANGE OVER 2020
1	ONCOLOGY	\$4,798	+12.8
2	ANTIARTHRITICS	\$3,434	+3.8
3	DIABETES THERAPY	\$2,801	+14.7
4	PSYCHOTHERAPEUTICS	\$2,573	+9.1
5	IMMUNOLOGIC AGENTS	\$2,420	+22.0
6	RESPIRATORY THERAPY	\$1,690	-2.8
7	CARDIOVASCULARS	\$1,454	+2.0
8	OPHTHALMICS	\$1,450	+10.1
9	NEUROLOGICAL DISORDERS	\$1,363	+7.0
10	ANTI-VIRALS	\$1,320	-4.8

Source: IQVIA. Canadian Drugstore and Hospital Audit. MAT Dec 2021 DM

## RETAIL PHARMACY CHANNELS

CHAINS & BANNERS:

**7,588**

FOOD/MASS MERCHANDISERS:

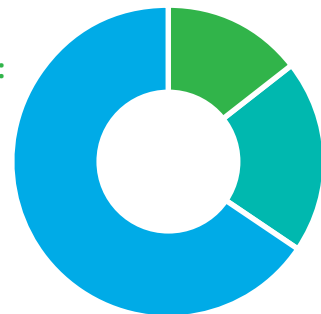
**1,663**

INDEPENDENTS:

**2,298**

2021 TOTAL:

**11,549**



Source: IQVIA Territorial Sales Analysis outlet count MAT Dec 2021 DM