



Monthly Belgium and Luxembourg Market Trends February 2025

- + **Belgium: Retail**
- + Belgium: Consumer Health
- + Luxembourg: Retail

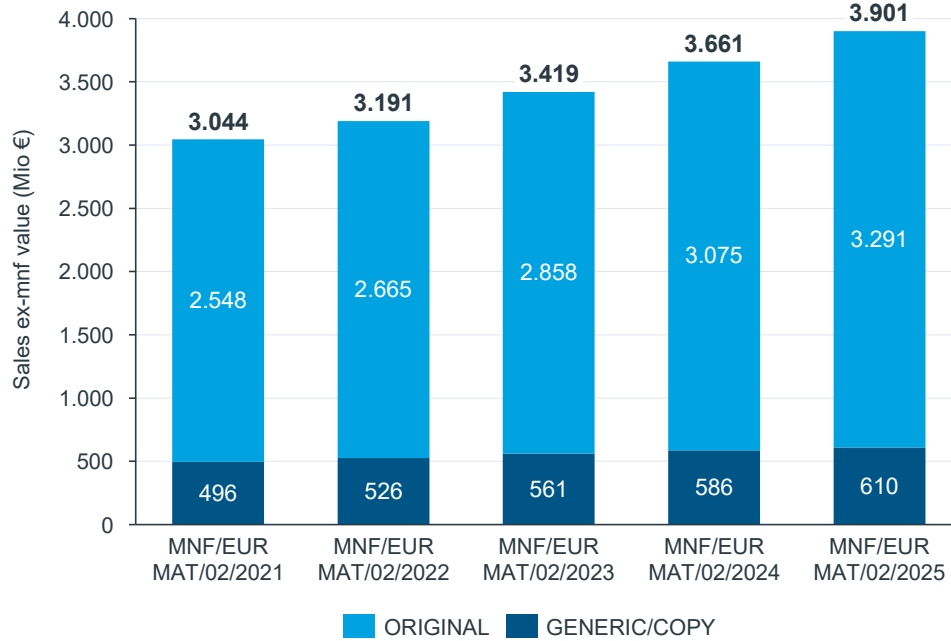


The Belgian retail market is worth € 3.9 billion in 2025

It shows growth in both value and units for the current MAT

Sales Evolution

VALUE ex-mnf



Sales Evolution

UNITS



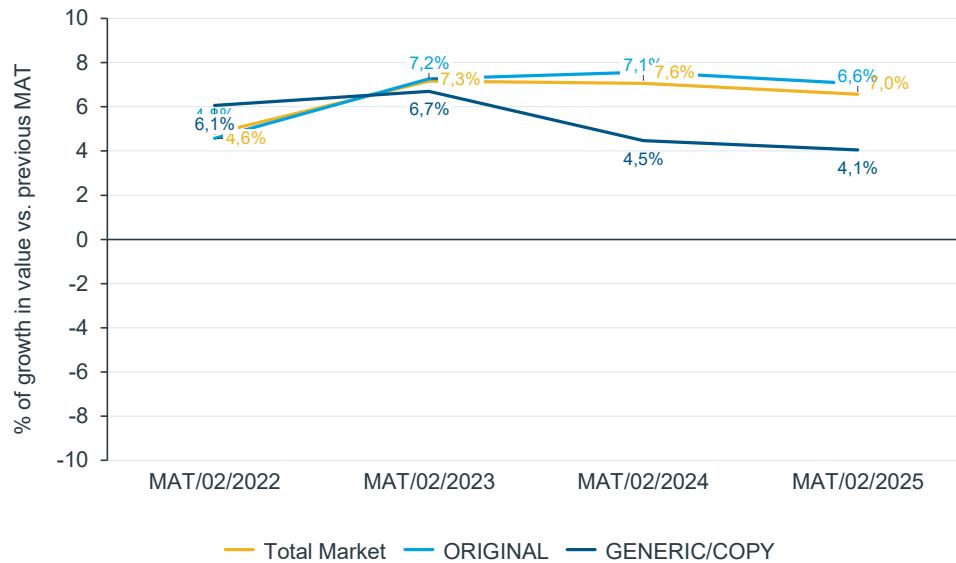


Retail market growth evolution BE: original vs generics

In value, the total retail grows with 07%, while the generic/copy market also shows an increase of 04%
The total retail market in units shows a decrease of 00% while the generic/copy market also declines with 00%

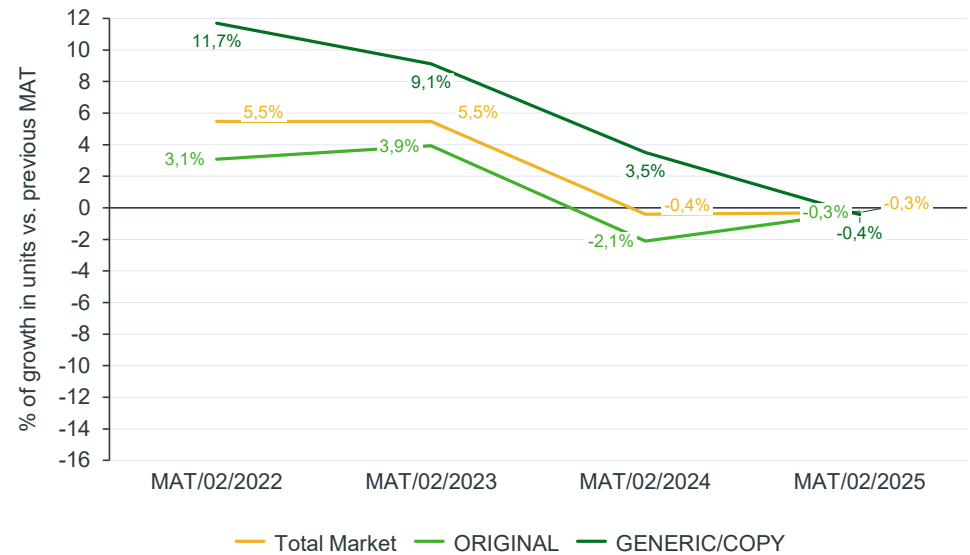
% of growth versus previous MAT

VALUE ex-mnf



% of growth versus previous MAT

UNITS





The top 10 best selling ATC classes in retail in units and value (registered products)

Top 10 Best Selling ATC classes in retail VALUE ex-mnf



	MNF/EUR MAT/02/2025	% of BE Retail Market
L04 IMMUNOSUPPRESSEURS	429 M €	11%
A10 ANTIDIABETIQUES	334 M €	9%
B01 THROMBOLYTIQUES	271 M €	7%
R03 ANTIASHTM & COPD PRDTS	266 M €	7%
C10 PR LIPID-REGUL A-ATHEROM	235 M €	6%
N02 ANALGESIQUES	220 M €	6%
C09 PROD ACT SYS RENIN-ANGIO	155 M €	4%
J05 ANTIVIRAUX SYSTEMIQUES	153 M €	4%
N05 PSYCHOLEPTIQUES	136 M €	3%
N07 A.PROD ACT SUR SNC	105 M €	3%

Top 10 Best Selling ATC classes in retail UNITS



	UN MAT/02/2025	% of BE Retail Market
N02 ANALGESIQUES	25,745,012	12%
N05 PSYCHOLEPTIQUES	12,893,264	6%
R01 ANTIINF DECONGEST RHINO	10,382,403	5%
A02 A-ACID.A-FLATUL.A-ULCER.	10,113,032	5%
R05 ANTITUSSIFS PREP BRONCH	9,674,863	5%
A10 ANTIDIABETIQUES	9,671,147	5%
N06 PSYCHO ANALEPTIQUES	7,752,246	4%
C10 PR LIPID-REGUL A-ATHEROM	7,496,915	4%
J01 ANTIBACTERIENS SYSTEMIQ.	7,278,423	3%
C09 PROD ACT SYS RENIN-ANGIO	6,534,538	3%



Emerging Trends: Top 10 ATC Categories Showing Growth in Units and Value (Among Registered Products)

Fastest Growing ATC classes in retail in % growth in VALUE ex-mnf



	MNF/EUR MAT/02/2025	Absolute Growth in value	% growth
J06 SERUMS ET Y GLOBULINES	13906 K €	13514 K €	97%
R04 REVULSIFS PERCUTAN.INHAL	2193 K €	1283 K €	58%
T01 DIAGNOSTIC PAR IMAGERIE	0.2 M €	0.1 M €	31%
A08 ANOREXIGENES SF DIETETIQ	9936 K €	2862 K €	29%
V01 ALLERGENES	6.5 M €	1.8 M €	27%
C10 PR LIPID-REGUL A-ATHEROM	235.4 M €	56.3 M €	24%
D04 ANTIPRURIGINEUX	162 K €	39 K €	24%
D11 DERMATOLOGIE DIVERS	5.2 M €	1.2 M €	23%
G02 AUTRES PRODUITS GYNECOLOG	4563 K €	993 K €	22%
N01 ANESTHESIQUES	4700 K €	969 K €	21%

Fastest Growing ATC classes in retail in % growth in UNITS



	UN MAT/02/2025	Absolute Growth in units	% growth
J06 SERUMS ET Y GLOBULINES	25,833	19,091	74%
R04 REVULSIFS PERCUTAN.INHAL	305,960	178,886	58%
V01 ALLERGENES	36,914	14,560	39%
A04 ANTIEMETIQUES.ANTINAUSEE	298,895	75,749	25%
A08 ANOREXIGENES SF DIETETIQ	97,936	24,526	25%
D04 ANTIPRURIGINEUX	27,245	6,172	23%
H04 AUTRES HORMONES	281,213	55,697	20%
D11 DERMATOLOGIE DIVERS	431,022	80,585	19%
T01 DIAGNOSTIC PAR IMAGERIE	18,054	2,661	15%
A16 DIVERS APP.DIGESTIF	1,591	211	13%