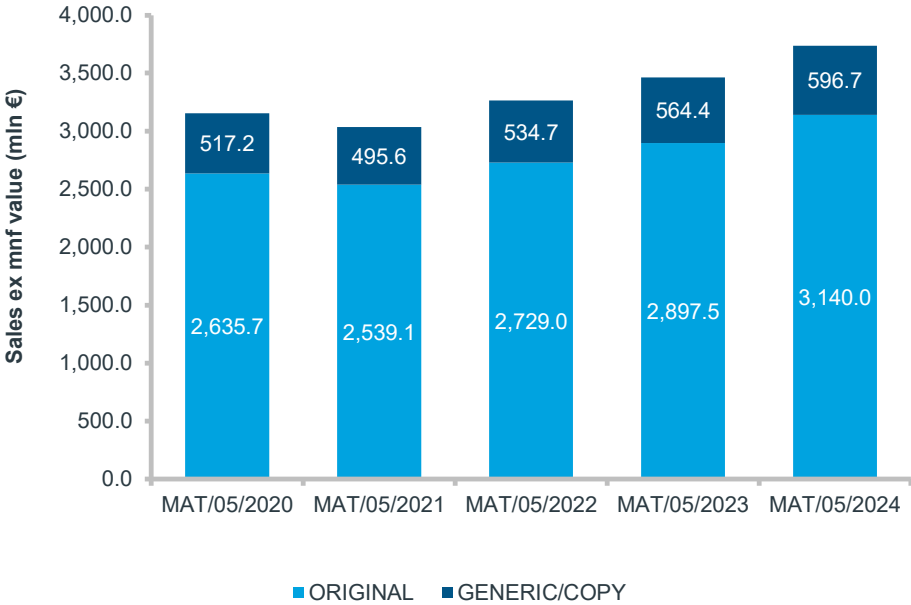


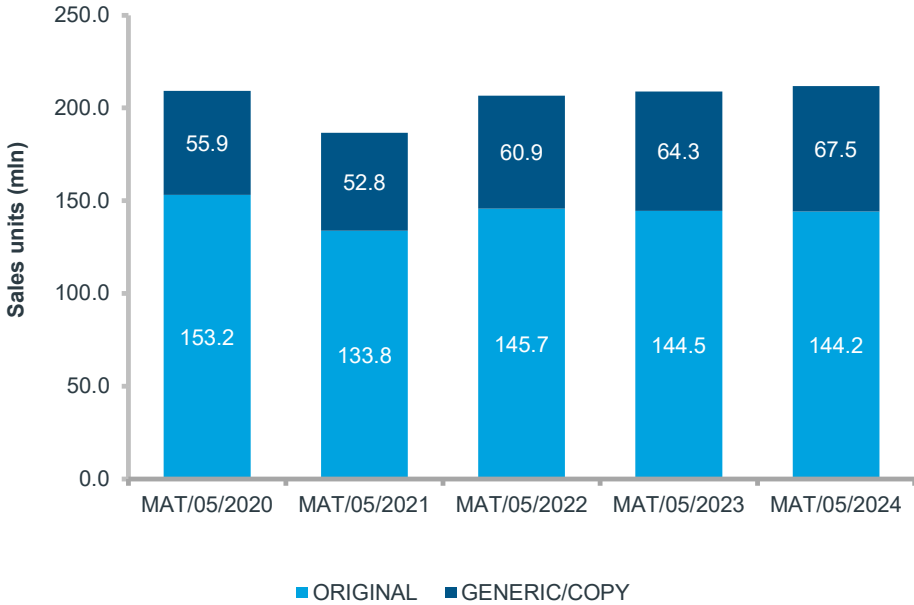
# The Belgian retail market is worth €3,74 billion

*It shows growth in both value and units for the current MAT*

### Sales Evolution – Value ex-mnf



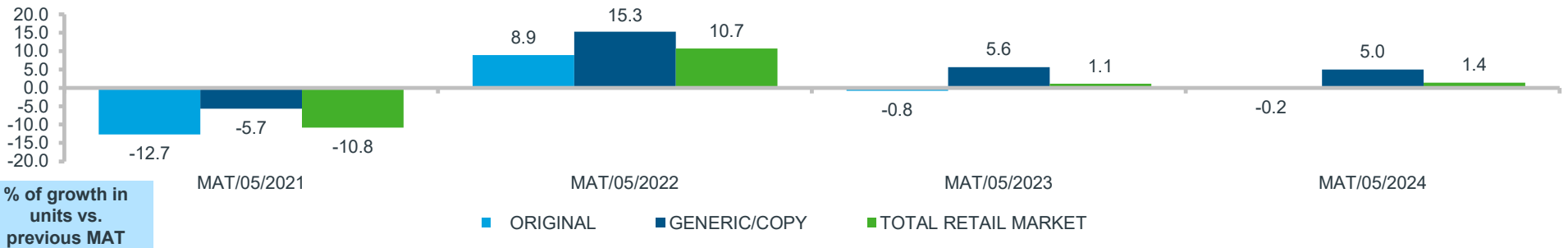
### Sales Evolution – Units



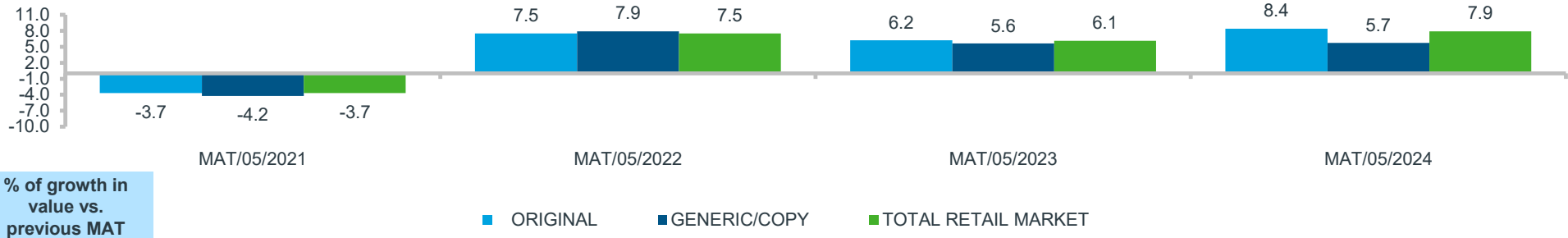
Source: IQVIA – LMPB services – Selling In data

# Retail market BE: original vs generics

The total retail market in units shows an increase of 1,4%, where the generic/copy grows with 5,0% (Sales Evolution – Units)



In value, the total retail grows with 7,9%, while the generic/copy market also shows an increase of 5,7% (Sales Evolution – Value)



Source: IQVIA – LMPB services – Selling In data

# The top 10 best selling ATC classes in retail in units and value (registered products)

Top 10 Best Selling ATC classes in retail	Units abs. MAT/05/2024	% of BE Retail Market	Top 10 Best Selling ATC classes in retail	Value abs. MAT/05/2024	% of BE Retail Market
N02 ANALGESIQUES	25,590,809	12.1	L04 IMMUNOSUPPRESSEURS	415,823,516	11.1
N05 PSYCHOLEPTIQUES	13,203,882	6.2	A10 ANTIDIABETIQUES	293,958,097	7.9
A02 A-ACID.A-FLATUL.A-ULCER.	10,237,730	4.8	B01 THROMBOLYTIQUES	288,008,113	7.7
R05 ANTITUSSIFS PREP BRONCH	10,202,489	4.8	R03 ANTIASTHM & COPD PRDTS	249,547,858	6.7
A10 ANTIDIABETIQUES	9,310,344	4.4	N02 ANALGESIQUES	200,112,816	5.4
R01 ANTIINF DECONGEST RHINO	9,198,514	4.3	C10 PR.LIPID-REGUL.A-ATHEROM	193,449,249	5.2
J01 ANTIBACTERIENS SYSTEMIQ.	8,391,274	4.0	J05 ANTIVIRAUX SYSTEMIQUES	150,791,431	4.0
N06 PSYCHO ANALEPTIQUES	7,615,533	3.6	C09 PROD ACT SYS RENIN-ANGIO	148,447,132	4.0
C10 PR.LIPID-REGUL.A-ATHEROM	7,098,835	3.4	N05 PSYCHOLEPTIQUES	142,100,557	3.8
R03 ANTIASTHM & COPD PRDTS	6,538,849	3.1	A02 A-ACID.A-FLATUL.A-ULCER.	97,310,630	2.6

Source: IQVIA – LMPB services – Selling In data

## The top 10 fastest growing ATC in units and value (in absolute growth, registered products)

Fastest Growing ATC in Units	Units abs. MAT/05/2024	Absolute Growth in units	Fastest Growing ATC in Value	Value abs. MAT/05/2024	Absolute Growth in value
C10 PR.LIPID-REGUL.A-ATHEROM	7,098,835	762,403	C10 PR.LIPID-REGUL.A-ATHEROM	€ 193,449,249	53,069,932
A10 ANTIDIABETIQUES	9,310,344	576,873	D05 PRD NN STER TR.INFL.CUT.	€ 91,948,957	32,833,191
R06 ANTIHISTAMINIQUES V GENER	4,509,542	541,110	A10 ANTIDIABETIQUES	€ 293,958,097	32,540,441
A02 A-ACID.A-FLATUL.A-ULCER.	10,237,730	525,228	L04 IMMUNOSUPPRESSEURS	€ 415,823,516	28,919,746
N06 PSYCHO ANALEPTIQUES	7,615,533	455,780	R03 ANTIASTHM & COPD PRDTS	€ 249,547,858	23,577,953
C09 PROD ACT SYS RENIN-ANGIO	6,385,921	316,014	C09 PROD ACT SYS RENIN-ANGIO	€ 148,447,132	12,055,117
M01 ANTIINFLAM ANTIRHUMAT VG	5,436,445	260,814	N02 ANALGESIQUES	€ 200,112,816	11,292,008
S01 PRDT OPHTALMOLOGIQUES	5,970,492	248,475	A07 PROD TROUBLES INTESTINAUX	€ 58,587,569	10,093,528
N07 A.PROD ACT SUR SNC	2,024,770	235,133	J05 ANTIVIRAUX SYSTEMIQUES	€ 150,791,431	8,841,666
D01 ANTIMYCOTIQUES	2,154,294	210,246	B02 PROD SYST COAGUL SANG	€ 67,136,021	8,202,372

Source: IQVIA – LMPB services – Selling In data