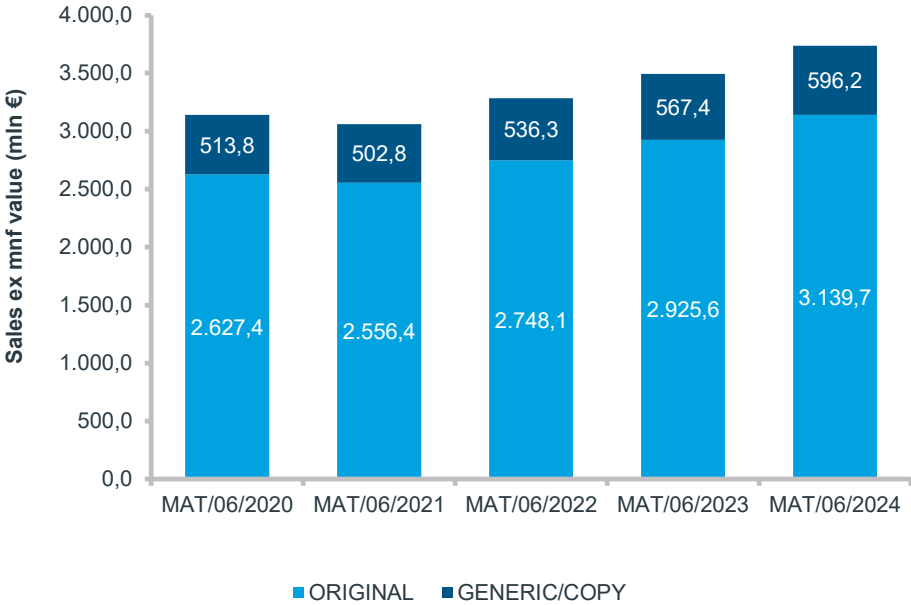


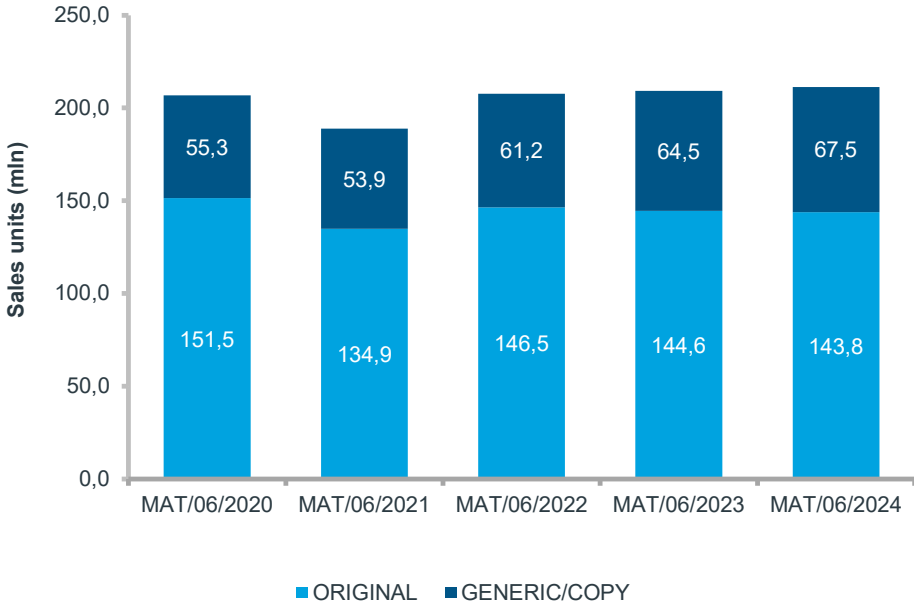
The Belgian retail market is worth €3,74 billion

It shows growth in both value and units for the current MAT

Sales Evolution – Value ex-mnf



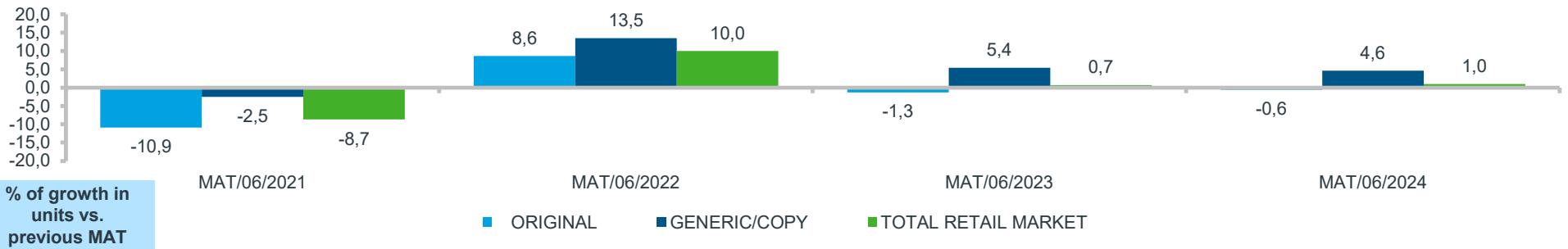
Sales Evolution – Units



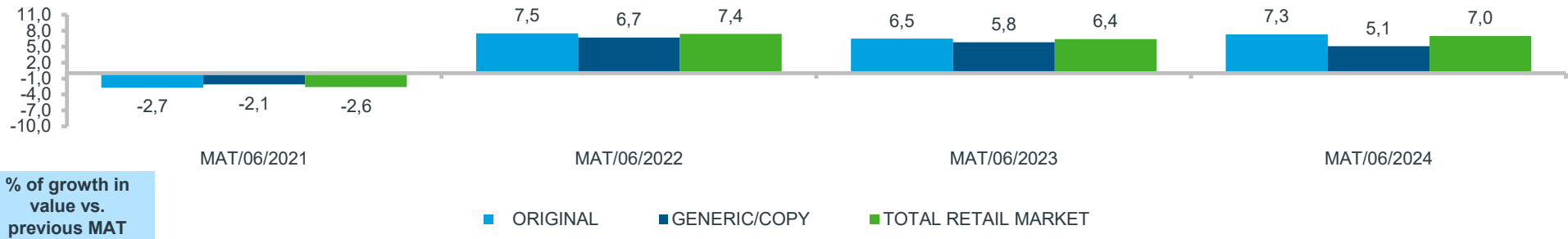
Source: IQVIA – LMPB services – Selling In data

Retail market BE: original vs generics

The total retail market in units shows an increase of 1,0%, where the generic/copy grows with 4,6% (Sales Evolution – Units)



In value, the total retail grows with 7,0%, while the generic/copy market also shows an increase of 5,1% (Sales Evolution – Value)



Source: IQVIA – LMPB services – Selling In data

The top 10 best selling ATC classes in retail in units and value (registered products)

Top 10 Best Selling ATC classes in retail	Units abs. MAT/06/2024	% of BE Retail Market	Top 10 Best Selling ATC classes in retail	Value abs. MAT/06/2024	% of BE Retail Market
N02 ANALGESIQUES	25,592,218	12.1	L04 IMMUNOSUPPRESSEURS	414,890,752	11.1
N05 PSYCHOLEPTIQUES	13,155,149	6.2	A10 ANTIDIABETIQUES	294,271,796	7.9
A02 A-ACID.A-FLATUL.A-ULCER.	10,157,414	4.8	B01 THROMBOLYTIQUES	285,161,635	7.6
R05 ANTITUSSIFS PREP BRONCH	10,106,375	4.8	R03 ANTIASTHM & COPD PRDTS	249,997,019	6.7
R01 ANTIINF DECONGEST RHINO	9,389,000	4.4	N02 ANALGESIQUES	200,151,451	5.4
A10 ANTIDIABETIQUES	9,277,195	4.4	C10 PR.LIPID-REGUL.A-ATHEROM	197,578,673	5.3
J01 ANTIBACTERIENS SYSTEMIQ.	8,420,904	4.0	J05 ANTIVIRAUX SYSTEMIQUES	150,187,196	4.0
N06 PSYCHO ANALEPTIQUES	7,662,502	3.6	C09 PROD ACT SYS RENIN-ANGIO	148,620,148	4.0
C10 PR.LIPID-REGUL.A-ATHEROM	7,143,279	3.4	N05 PSYCHOLEPTIQUES	140,853,647	3.8
R03 ANTIASTHM & COPD PRDTS	6,531,537	3.1	A02 A-ACID.A-FLATUL.A-ULCER.	96,771,156	2.6

Source: IQVIA – LMPB services – Selling In data

The top 10 fastest growing ATC in units and value (in absolute growth, registered products)

Fastest Growing ATC in Units	Units abs. MAT/06/2024	Absolute Growth in units	Fastest Growing ATC in Value	Value abs. MAT/06/2024	Absolute Growth in value
C10 PR.LIPID-REGUL.A-ATHEROM	7,143,279	755,476	C10 PR.LIPID-REGUL.A-ATHEROM	€ 197,578,673	52,703,275
N06 PSYCHO ANALEPTIQUES	7,662,502	494,856	D05 PRD NN STER TR.INFL.CUT.	€ 92,961,793	30,421,656
A10 ANTIDIABETIQUES	9,277,195	430,065	A10 ANTIDIABETIQUES	€ 294,271,796	27,521,982
A02 A-ACID.A-FLATUL.A-ULCER.	10,157,414	320,578	L04 IMMUNOSUPPRESSEURS	€ 414,890,752	25,655,859
C09 PROD ACT SYS RENIN-ANGIO	6,373,050	282,530	R03 ANTIASHTM & COPD PRDTS	€ 249,997,019	21,966,097
J01 ANTIBACTERIENS SYSTEMIQ.	8,420,904	252,149	C09 PROD ACT SYS RENIN-ANGIO	€ 148,620,148	11,285,271
M01 ANTIINFLAM ANTIRHUMAT VG	5,424,608	246,817	B02 PROD SYST COAGUL SANG	€ 68,861,703	10,101,549
R03 ANTIASHTM & COPD PRDTS	6,531,537	227,968	N02 ANALGESIQUES	€ 200,151,451	9,747,887
N07 A.PROD ACT SUR SNC	2,024,375	227,026	A07 PROD TROUBLES INTESTINAUX	€ 58,640,144	9,498,017
R06 ANTIHISTAMINIQUES V GENER	4,334,865	196,045	J05 ANTIVIRAUX SYSTEMIQUES	€ 150,187,196	7,416,513

Source: IQVIA – LMPB services – Selling In data