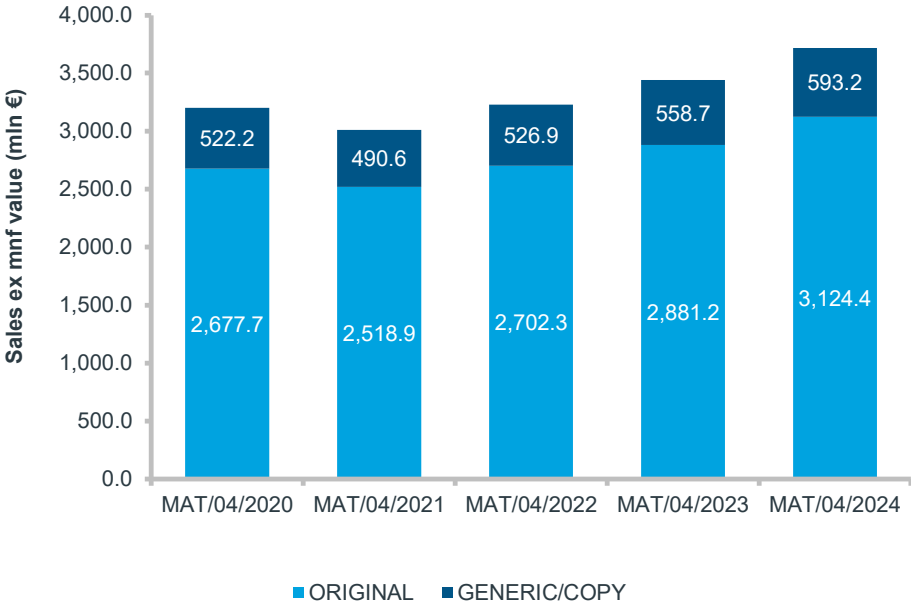


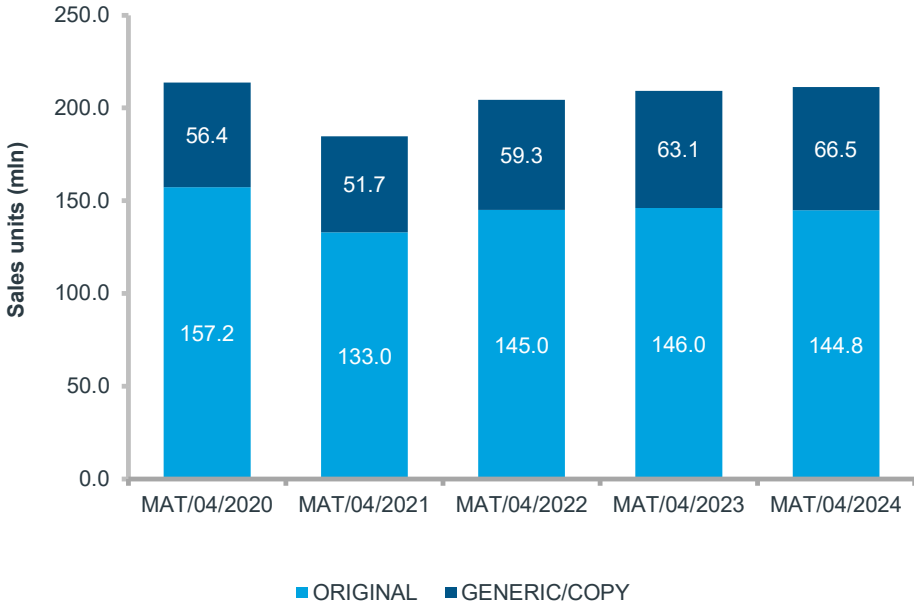
The Belgian retail market is worth €3,72 billion

It shows growth in both value and units for the current MAT

Sales Evolution – Value ex-mnf



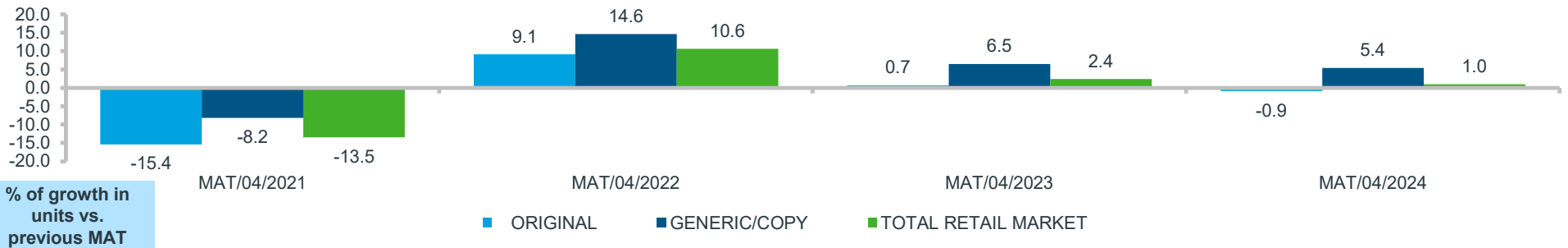
Sales Evolution – Units



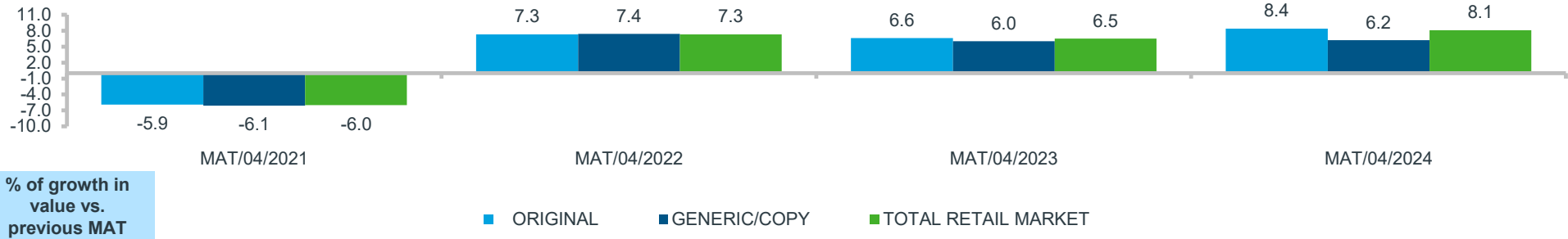
Source: IQVIA – LMPB services – Selling In data

Retail market BE: original vs generics

The total retail market in units shows an increase of 1,0%, where the generic/copy grows with 5,4% (Sales Evolution – Units)



In value, the total retail grows with 8,1%, while the generic/copy market also shows an increase of 6,2% (Sales Evolution – Value)



Source: IQVIA – LMPB services – Selling In data

The top 10 best selling ATC classes in retail in units and value (registered products)

Top 10 Best Selling ATC classes in retail	Units abs. MAT/04/2024	% of BE Retail Market	Top 10 Best Selling ATC classes in retail	Value abs. MAT/04/2024	% of BE Retail Market
N02 ANALGESIQUES	25,574,672	12.1	L04 IMMUNOSUPPRESSEURS	413,044,405	11.1
N05 PSYCHOLEPTIQUES	13,186,666	6.2	A10 ANTIDIABETIQUES	294,317,268	7.9
A02 A-ACID.A-FLATUL.A-ULCER.	10,204,848	4.8	B01 THROMBOLYTIQUES	288,476,713	7.8
R05 ANTITUSSIFS PREP BRONCH	10,185,303	4.8	R03 ANTIASTHM & COPD PRDTS	247,558,870	6.7
A10 ANTIDIABETIQUES	9,304,588	4.4	N02 ANALGESIQUES	199,169,421	5.4
R01 ANTIINF DECONGEST RHINO	9,198,389	4.4	C10 PR.LIPID-REGUL.A-ATHEROM	188,479,305	5.1
J01 ANTIBACTERIENS SYSTEMIQ.	8,421,134	4.0	J05 ANTIVIRAUX SYSTEMIQUES	149,877,930	4.0
N06 PSYCHO ANALEPTIQUES	7,586,368	3.6	C09 PROD ACT SYS RENIN-ANGIO	146,856,562	4.0
C10 PR.LIPID-REGUL.A-ATHEROM	7,016,390	3.3	N05 PSYCHOLEPTIQUES	142,211,341	3.8
R03 ANTIASTHM & COPD PRDTS	6,549,195	3.1	A02 A-ACID.A-FLATUL.A-ULCER.	97,168,925	2.6

Source: IQVIA – LMPB services – Selling In data

The top 10 fastest growing ATC in units and value (in absolute growth, registered products)

Fastest Growing ATC in Units	Units abs. MAT/04/2024	Absolute Growth in units	Fastest Growing ATC in Value	Value abs. MAT/04/2024	Absolute Growth in value
C10 PR.LIPID-REGUL.A-ATHEROM	7,016,390	744,002	C10 PR.LIPID-REGUL.A-ATHEROM	€ 188,479,305	52,714,134
A10 ANTIDIABETIQUES	9,304,588	665,784	A10 ANTIDIABETIQUES	€ 294,317,268	40,025,706
A02 A-ACID.A-FLATUL.A-ULCER.	10,204,848	510,225	D05 PRD NN STER TR.INFL.CUT.	€ 90,715,375	34,496,321
R06 ANTIHISTAMINIQUES V GENER	4,511,290	483,946	L04 IMMUNOSUPPRESSEURS	€ 413,044,405	29,368,879
N06 PSYCHO ANALEPTIQUES	7,586,368	426,615	R03 ANTIASHTM & COPD PRDTS	€ 247,558,870	22,735,289
C09 PROD ACT SYS RENIN-ANGIO	6,327,335	270,813	N02 ANALGESIQUES	€ 199,169,421	11,358,739
M01 ANTIINFLAM ANTIRHUMAT VG	5,448,395	256,919	C09 PROD ACT SYS RENIN-ANGIO	€ 146,856,562	11,344,726
S01 PRDT OPHTALMOLOGIQUES	5,949,362	226,043	A07 PROD TROUBLES INTESTINAUX	€ 57,046,784	9,672,112
N07 A.PROD ACT SUR SNC	1,996,298	200,552	B02 PROD SYST COAGUL SANG	€ 67,058,903	8,537,629
J01 ANTIBACTERIENS SYSTEMIQ.	8,421,134	197,953	B01 THROMBOLYTIQUES	€ 288,476,713	8,163,170

Source: IQVIA – LMPB services – Selling In data