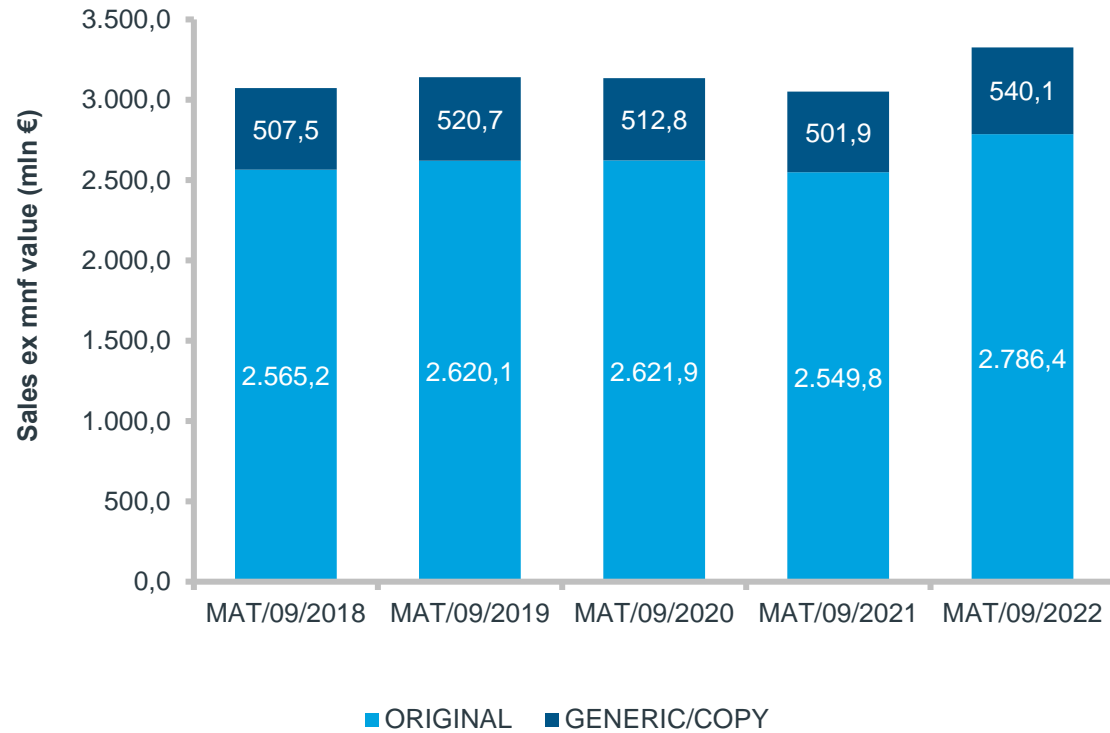


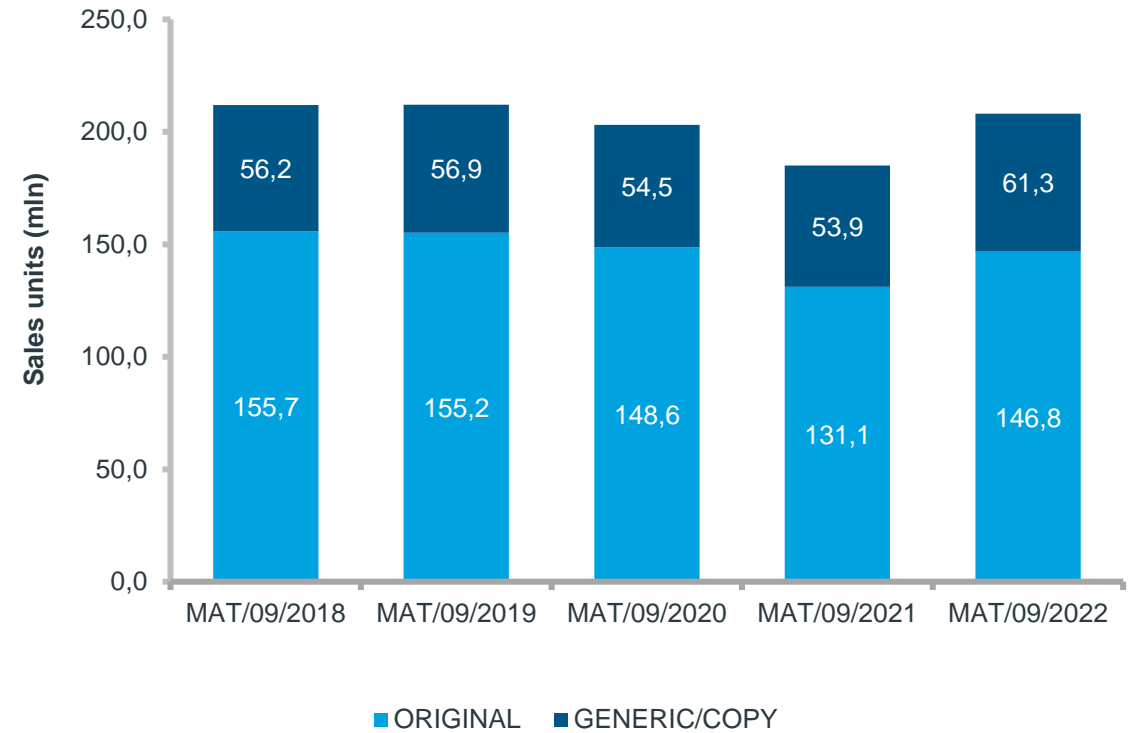
The Belgian retail market is worth €3,33 billion

It shows growth in both value and units for the current MAT

Sales Evolution – Value ex-mnf



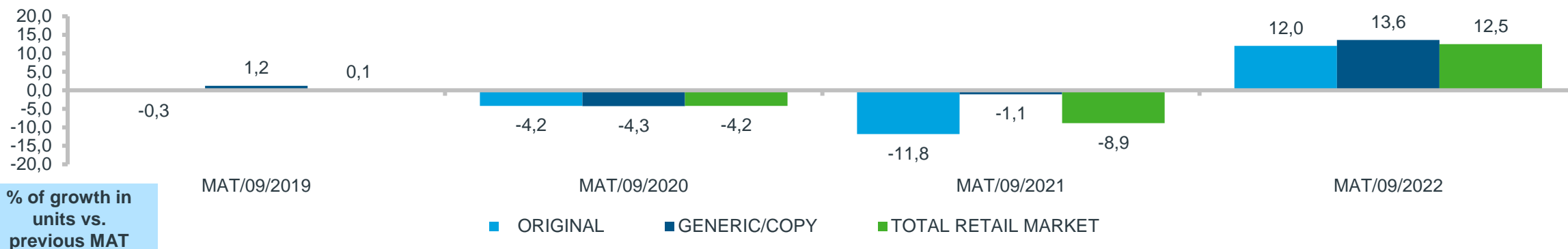
Sales Evolution – Units



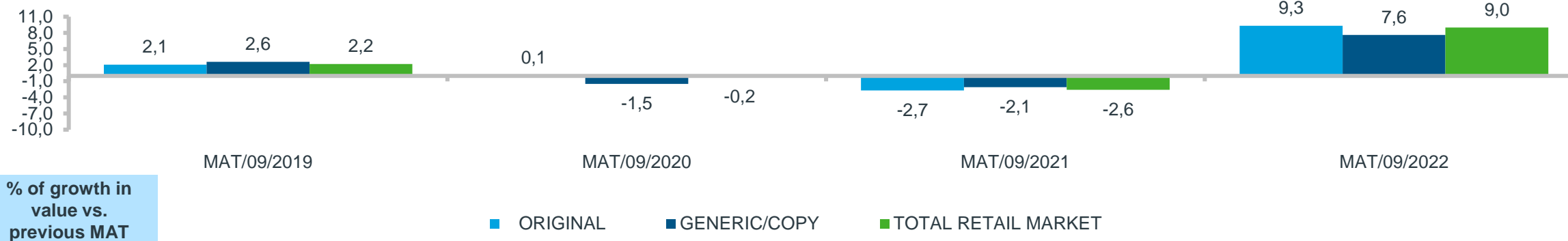
Source: IQVIA – LMPB services – Selling In data

Retail market BE: original vs generics

The total retail market in units shows an increase of 12,5%, where the generic/copy grows with 13,6% (Sales Evolution – Units)



In value, the total retail grows with 9,0%, while the generic/copy market also shows an increase of 7,6% (Sales Evolution – Value)



Source: IQVIA – LMPB services – Selling In data

The top 10 best selling ATC classes in retail in units and value (registered products)

Top 10 Best Selling ATC classes in retail	Units abs. MAT/09/2022	% of BE Retail Market	Top 10 Best Selling ATC classes in retail	Value abs. MAT/09/2022	% of BE Retail Market
N02 ANALGESIQUES	24,429,812	11.7	L04 IMMUNOSUPPRESSEURS	360,530,085	10.8
N05 PSYCHOLEPTIQUES	13,678,935	6.6	B01 THROMBOLYTIQUES	276,285,828	8.3
R05 ANTITUSSIFS PREP BRONCH	9,824,650	4.7	A10 ANTIDIABETIQUES	231,096,470	6.9
A02 A-ACID.A-FLATUL.A-ULCER.	9,791,391	4.7	R03 ANTIASTHM & COPD PRDTS	213,028,804	6.4
R01 ANTIINF DECONGEST RHINO	8,921,019	4.3	N02 ANALGESIQUES	176,067,795	5.3
A10 ANTIDIABETIQUES	8,375,812	4.0	N05 PSYCHOLEPTIQUES	144,893,747	4.4
J01 ANTIBACTERIENS SYSTEMIQ.	7,485,669	3.6	J05 ANTIVIRAUX SYSTEMIQUES	138,952,948	4.2
N06 PSYCHO ANALEPTIQUES	7,197,862	3.5	C09 PROD ACT SYS RENIN-ANGIO	131,305,946	3.9
M01 ANTIINFLAM ANTIRHUMAT VG	6,842,124	3.3	C10 PR.LIPID-REGUL.A-ATHEROM	110,725,401	3.3
R03 ANTIASTHM & COPD PRDTS	6,214,199	3.0	A02 A-ACID.A-FLATUL.A-ULCER.	92,535,782	2.8

Source: IQVIA – LMPB services – Selling In data

The top 10 fastest growing ATC in units and value (in absolute growth, registered products)

Fastest Growing ATC in Units	Units abs. MAT/09/2022	Absolute Growth in units	Fastest Growing ATC in Value	Value abs. MAT/09/2022	Absolute Growth in value
R05 ANTITUSSIFS PREP BRONCH	9,824,650	5,537,409	N02 ANALGESIQUES	€ 176,067,795	38,937,453
N02 ANALGESIQUES	24,429,812	3,440,241	A10 ANTIDIABETIQUES	€ 231,096,470	33,220,595
R02 ANTIINF DECONGEST PHARYNX	4,578,838	2,463,121	L04 IMMUNOSUPPRESSEURS	€ 360,530,085	31,926,000
J01 ANTIBACTERIENS SYSTEMIQ.	7,485,669	2,253,986	R05 ANTITUSSIFS PREP BRONCH	€ 53,803,494	27,783,229
R01 ANTIINF DECONGEST RHINO	8,921,019	2,085,421	R03 ANTIASTHM & COPD PRDTS	€ 213,028,804	23,506,047
M01 ANTIINFLAM ANTIRHUMAT VG	6,842,124	1,047,811	B01 THROMBOLYTIQUES	€ 276,285,828	15,339,594
R03 ANTIASTHM & COPD PRDTS	6,214,199	865,791	A07 PROD TROUBLES INTESTINAUX	€ 40,945,291	14,232,610
A07 PROD TROUBLES INTESTINAUX	2,785,785	828,670	R02 ANTIINF DECONGEST PHARYNX	€ 23,747,147	13,311,837
J07 VACCINS	3,719,784	784,909	C10 PR.LIPID-REGUL.A-ATHEROM	€ 110,725,401	10,901,785
S01 PRDT OPHTALMOLOGIQUES	5,465,790	579,375	J01 ANTIBACTERIENS SYSTEMIQ.	€ 45,445,280	10,670,873

Source: IQVIA – LMPB services – Selling In data