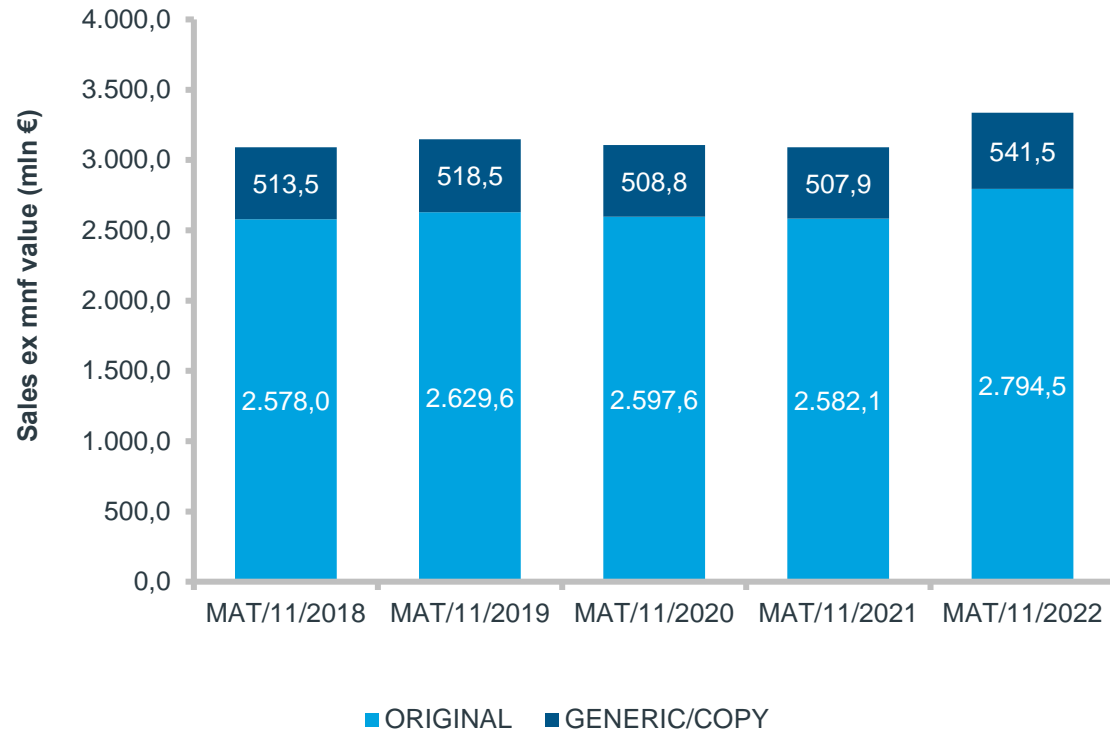


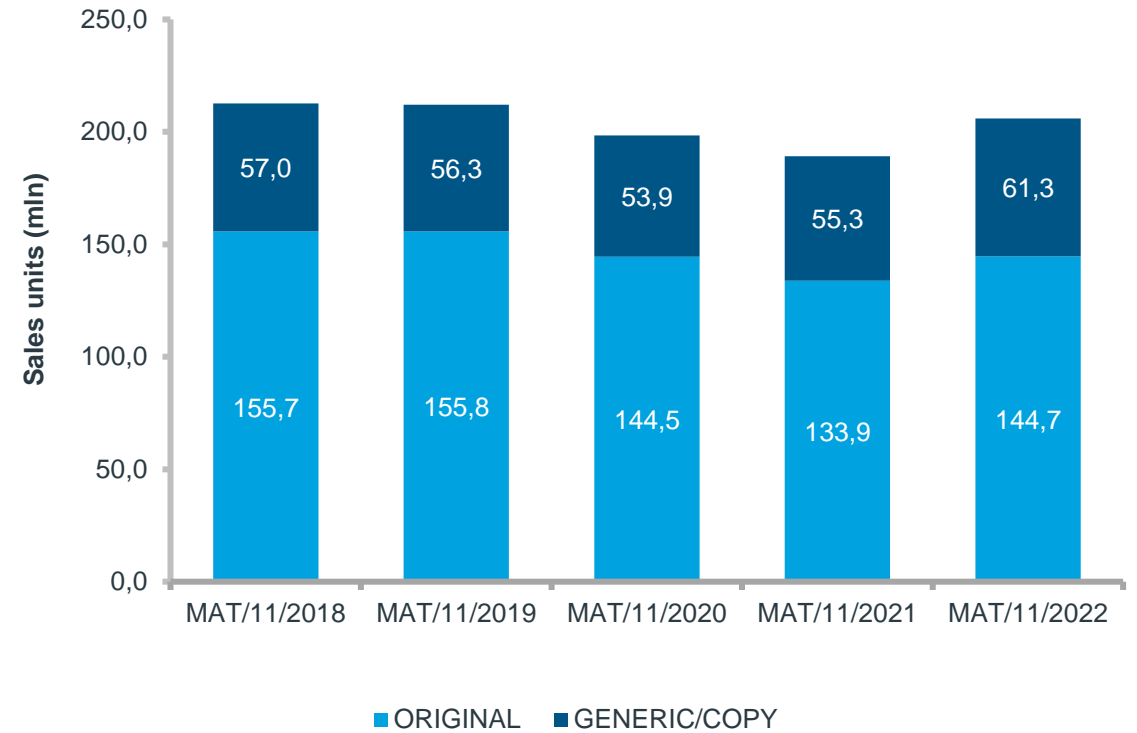
The Belgian retail market is worth €3,34 billion

It shows growth in both value and units for the current MAT

Sales Evolution – Value ex-mnf



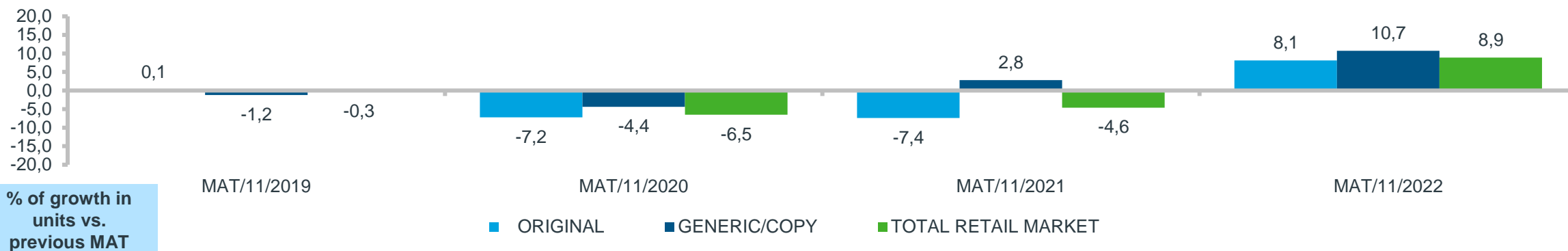
Sales Evolution – Units



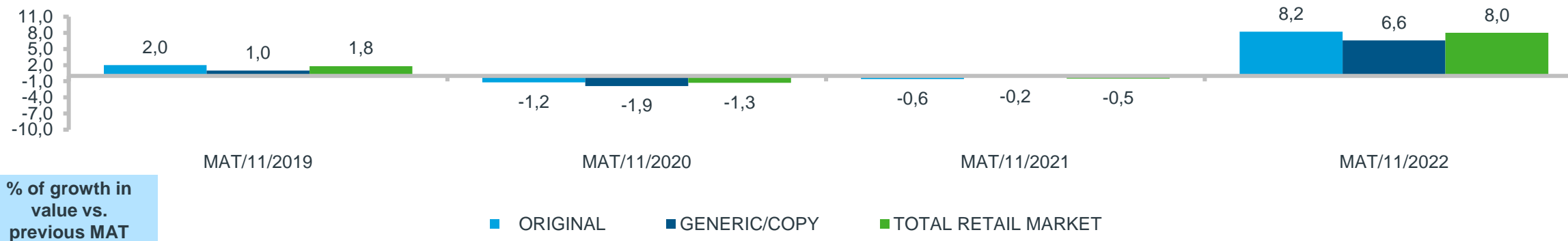
Source: IQVIA – LMPB services – Selling In data

Retail market BE: original vs generics

The total retail market in units shows an increase of 8,9%, where the generic/copy grows with 10,7% (Sales Evolution – Units)



In value, the total retail grows with 8,0%, while the generic/copy market also shows an increase of 6,6% (Sales Evolution – Value)



Source: IQVIA – LMPB services – Selling In data

The top 10 best selling ATC classes in retail in units and value (registered products)

Top 10 Best Selling ATC classes in retail	Units abs. MAT/11/2022	% of BE Retail Market	Top 10 Best Selling ATC classes in retail	Value abs. MAT/11/2022	% of BE Retail Market
N02 ANALGESIQUES	24,393,296	11.8	L04 IMMUNOSUPPRESSEURS	365,297,758	11.0
N05 PSYCHOLEPTIQUES	13,546,234	6.6	B01 THROMBOLYTIQUES	277,577,999	8.3
A02 A-ACID.A-FLATUL.A-ULCER.	9,775,698	4.7	A10 ANTIDIABETIQUES	237,768,447	7.1
R05 ANTITUSSIFS PREP BRONCH	9,548,352	4.6	R03 ANTIASTHM & COPD PRDTS	214,016,974	6.4
R01 ANTIINF DECONGEST RHINO	8,999,665	4.4	N02 ANALGESIQUES	176,839,050	5.3
A10 ANTIDIABETIQUES	8,441,054	4.1	N05 PSYCHOLEPTIQUES	143,744,206	4.3
J01 ANTIBACTERIENS SYSTEMIQ.	7,471,660	3.6	J05 ANTIVIRAUX SYSTEMIQUES	139,573,450	4.2
N06 PSYCHO ANALEPTIQUES	7,159,233	3.5	C09 PROD ACT SYS RENIN-ANGIO	131,778,655	4.0
M01 ANTIINFLAM ANTIRHUMAT VG	6,840,201	3.3	C10 PR.LIPID-REGUL.A-ATHEROM	116,874,379	3.5
R03 ANTIASTHM & COPD PRDTS	6,153,339	3.0	A02 A-ACID.A-FLATUL.A-ULCER.	92,176,379	2.8

Source: IQVIA – LMPB services – Selling In data

The top 10 fastest growing ATC in units and value (in absolute growth, registered products)

Fastest Growing ATC in Units	Units abs. MAT/11/2022	Absolute Growth in units	Fastest Growing ATC in Value	Value abs. MAT/11/2022	Absolute Growth in value
R05 ANTITUSSIFS PREP BRONCH	9,548,352	4,481,833	A10 ANTIDIABETIQUES	€ 237,768,447	36,187,524
N02 ANALGESIQUES	24,393,296	2,770,554	L04 IMMUNOSUPPRESSEURS	€ 365,297,758	35,134,340
R02 ANTIINF DECONGEST PHARYNX	4,400,356	1,922,452	N02 ANALGESIQUES	€ 176,839,050	32,428,121
R01 ANTIINF DECONGEST RHINO	8,999,665	1,831,590	R05 ANTITUSSIFS PREP BRONCH	€ 52,651,724	23,040,917
J01 ANTIBACTERIENS SYSTEMIQ.	7,471,660	1,770,644	R03 ANTIASTHM & COPD PRDTS	€ 214,016,974	19,596,865
M01 ANTIINFLAM ANTIRHUMAT VG	6,840,201	845,230	C10 PR.LIPID-REGUL.A-ATHEROM	€ 116,874,379	17,414,007
A07 PROD TROUBLES INTESTINAUX	2,719,738	591,899	A07 PROD TROUBLES INTESTINAUX	€ 42,548,274	14,501,218
R03 ANTIASTHM & COPD PRDTS	6,153,339	555,332	B01 THROMBOLYTIQUES	€ 277,577,999	14,223,177
A10 ANTIDIABETIQUES	8,441,054	503,309	R02 ANTIINF DECONGEST PHARYNX	€ 23,071,510	10,778,070
S01 PRDT OPHTALMOLOGIQUES	5,481,265	490,649	M01 ANTIINFLAM ANTIRHUMAT VG	€ 58,652,518	9,170,064

Source: IQVIA – LMPB services – Selling In data