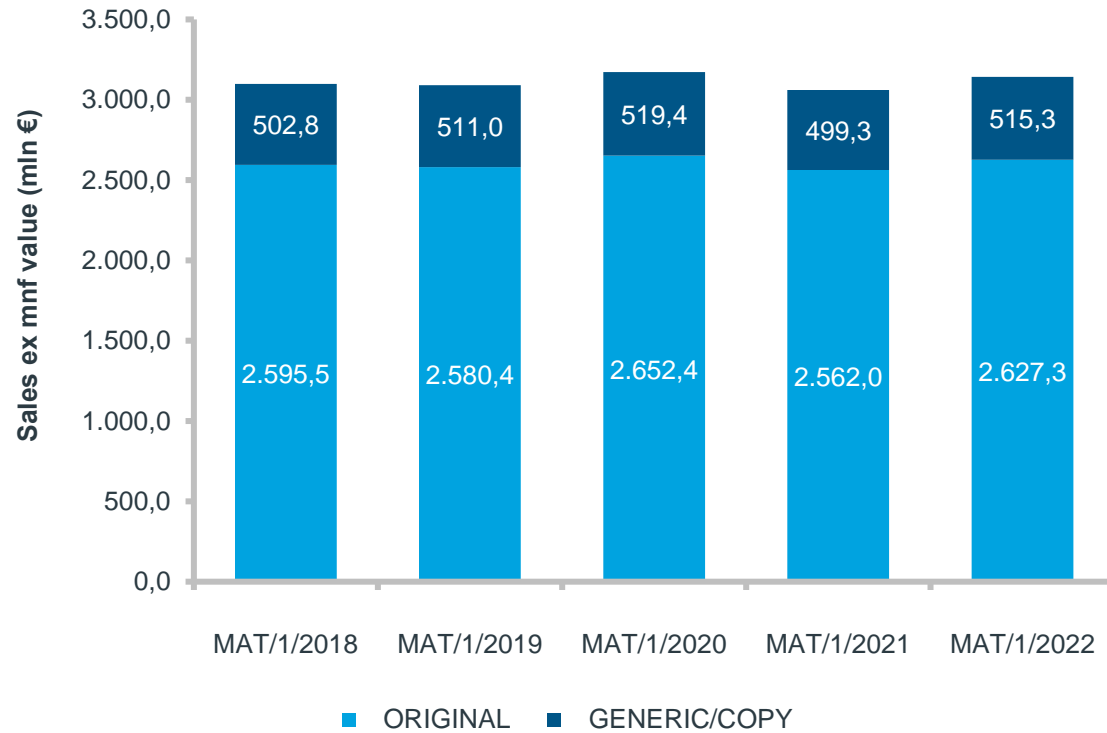


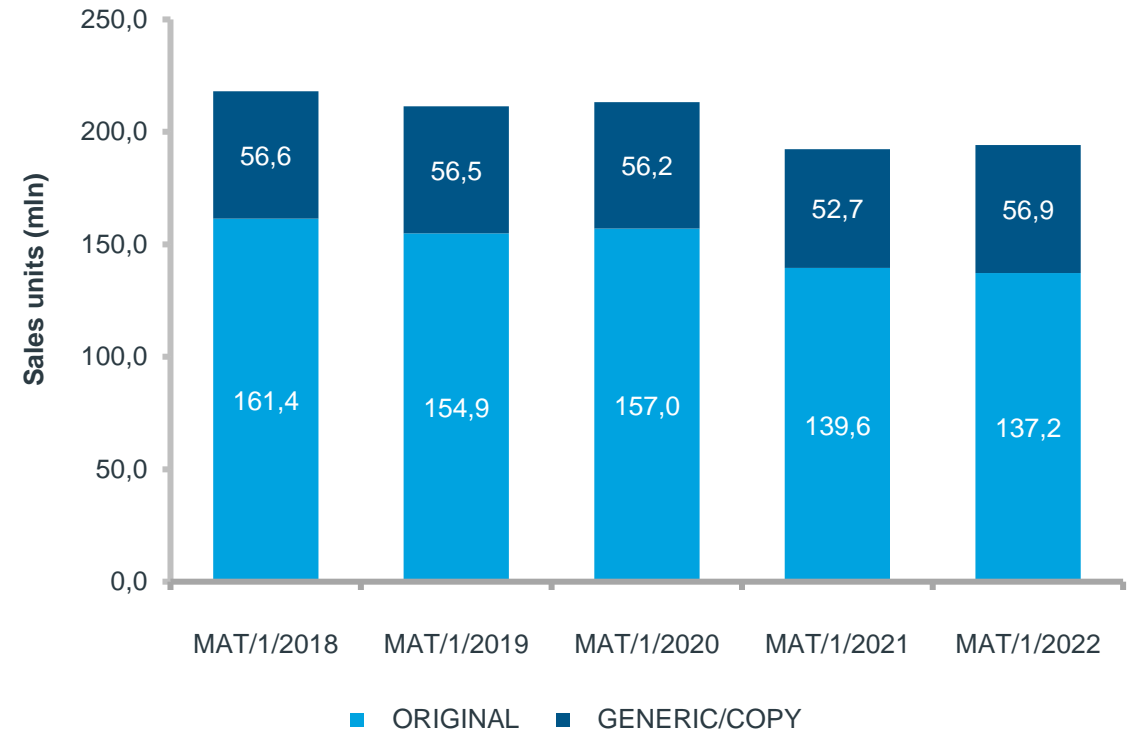
The Belgian retail market is worth €3,14 billion

It increases in both value, and units for the current MAT

Sales Evolution – Value ex-mnf



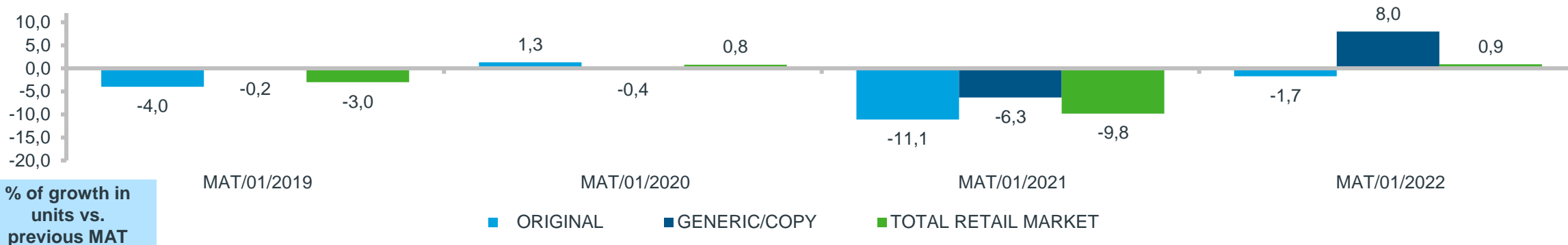
Sales Evolution – Units



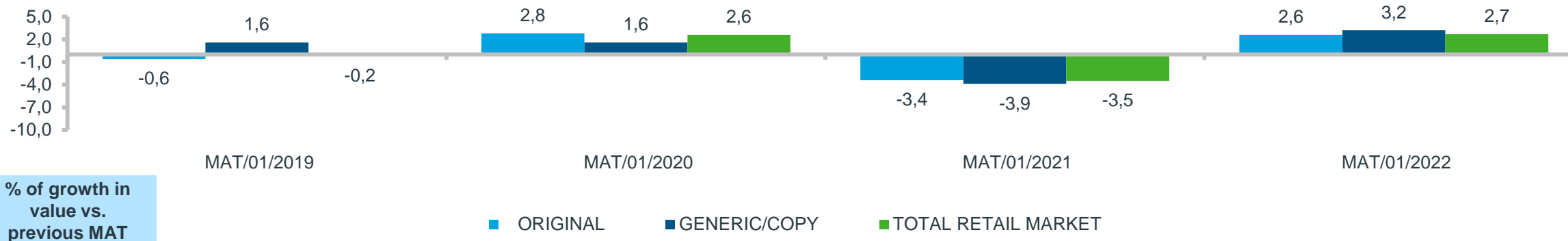
Source: IQVIA – LMPB services – Selling In data

Retail market BE: original vs generics

The total retail market in units shows an increase of 0,9%, where the generic/copy grows with 8,0% (Sales Evolution – Units)



In value, the total retail grows with 2,7%, while the generic/copy market also shows an increase of 3,2% (Sales Evolution – Value)



Source: IQVIA – LMPB services – Selling In data

The top 10 best selling ATC classes in retail in units and value (registered products)

Top 10 Best Selling ATC classes in retail	Units abs. MAT/01/2022	% of BE Retail Market	Top 10 Best Selling ATC classes in retail	Value abs. MAT/01/2022	% of BE Retail Market
N02 ANALGESIQUES	22,936,424	11.8	L04 IMMUNOSUPPRESSEURS	335,809,792	10.7
N05 PSYCHOLEPTIQUES	13,609,682	7.0	B01 THROMBOLYTIQUES	267,581,392	8.5
A02 A-ACID.A-FLATUL.A-ULCER.	9,836,794	5.1	A10 ANTIDIABETIQUES	206,395,968	6.6
A10 ANTIDIABETIQUES	8,038,857	4.1	R03 ANTIASTHM & COPD PRDTS	199,475,216	6.3
R01 ANTIINF DECONGEST RHINO	7,761,283	4.0	N02 ANALGESIQUES	155,883,744	5.0
N06 PSYCHO ANALEPTIQUES	7,079,837	3.6	N05 PSYCHOLEPTIQUES	145,475,552	4.6
M01 ANTIINFLAM ANTIRHUMAT VG	6,217,925	3.2	J05 ANTIVIRAUX SYSTEMIQUES	134,979,056	4.3
J01 ANTIBACTERIENS SYSTEMIQ.	6,158,319	3.2	C09 PROD ACT SYS RENIN-ANGIO	130,987,168	4.2
C09 PROD ACT SYS RENIN-ANGIO	6,110,557	3.1	C10 PR.LIPID-REGUL.A-ATHEROM	99,570,064	3.2
R05 ANTITUSSIFS PREP BRONCH	6,017,215	3.1	A02 A-ACID.A-FLATUL.A-ULCER.	95,110,704	3.0

Source: IQVIA – LMPB services – Selling In data

The top 10 fastest growing ATC in units and value (in absolute growth, registered products)

Fastest Growing ATC in Units	Units abs. MAT/01/2022	Absolute Growth in units	Fastest Growing ATC in Value	Value abs. MAT/01/2022	Absolute Growth in value
N02 ANALGESIQUES	22,936,424	1,217,290	A10 ANTIDIABETIQUES	€ 206,395,968	23,352,320
J01 ANTIBACTERIENS SYSTEMIQ.	6,158,319	570,882	N02 ANALGESIQUES	€ 155,883,744	19,728,464
M01 ANTIINFLAM ANTIRHUMAT VG	6,217,925	550,261	R03 ANTIASTHM & COPD PRDTS	€ 199,475,216	14,695,808
R03 ANTIASTHM & COPD PRDTS	5,817,961	377,776	B01 THROMBOLYTIQUES	€ 267,581,392	13,226,352
A10 ANTIDIABETIQUES	8,038,857	340,862	B02 AUT PROD SYST COAG SGNET	€ 54,629,292	11,231,888
C10 PR.LIPID-REGUL.A-ATHEROM	5,766,220	284,688	L04 IMMUNOSUPPRESSEURS	€ 335,809,792	9,853,120
S01 PRDT OPHTALMOLOGIQUES	5,087,871	277,615	D05 PRD NN STER TR.INFL.CUT.	€ 49,786,348	8,552,268
R01 ANTIINF DECONGEST RHINO	7,761,283	269,482	S01 PRDT OPHTALMOLOGIQUES	€ 38,764,204	5,470,174
N06 PSYCHO ANALEPTIQUES	7,079,837	265,667	M01 ANTIINFLAM ANTIRHUMAT VG	€ 51,228,436	5,150,776
A07 PROD TROUBLES INTESTINAUX	2,276,963	199,600	G04 UROLOGIE	€ 65,045,184	3,004,404

Source: IQVIA – LMPB services – Selling In data