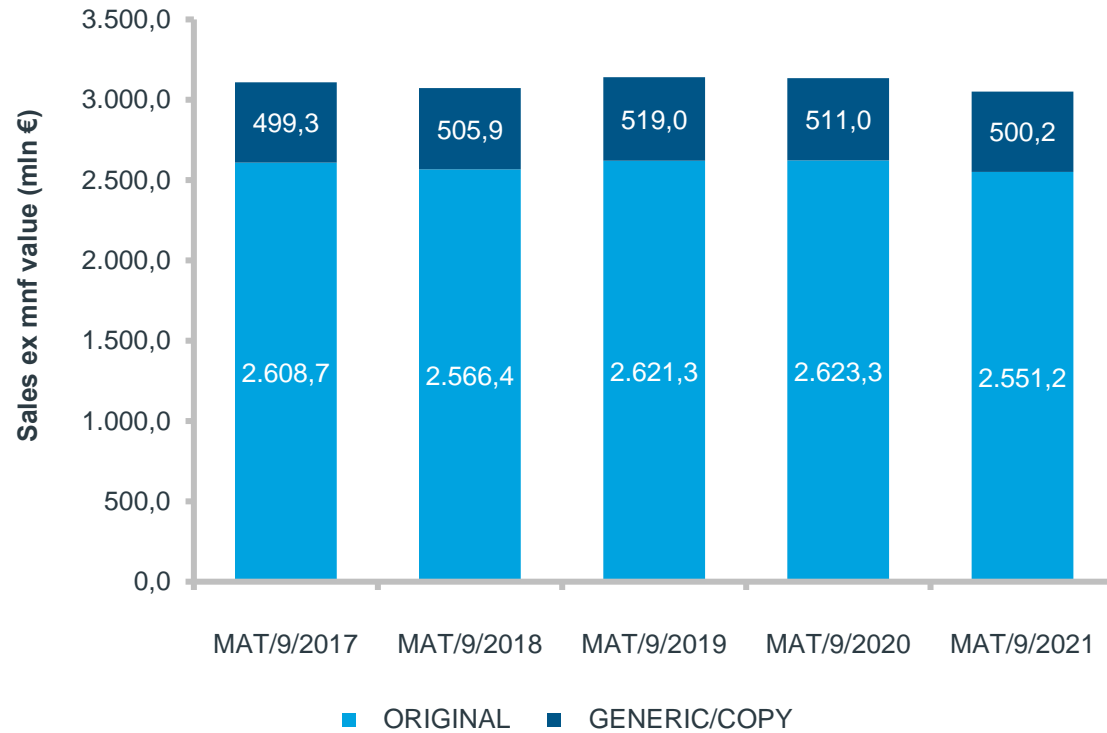


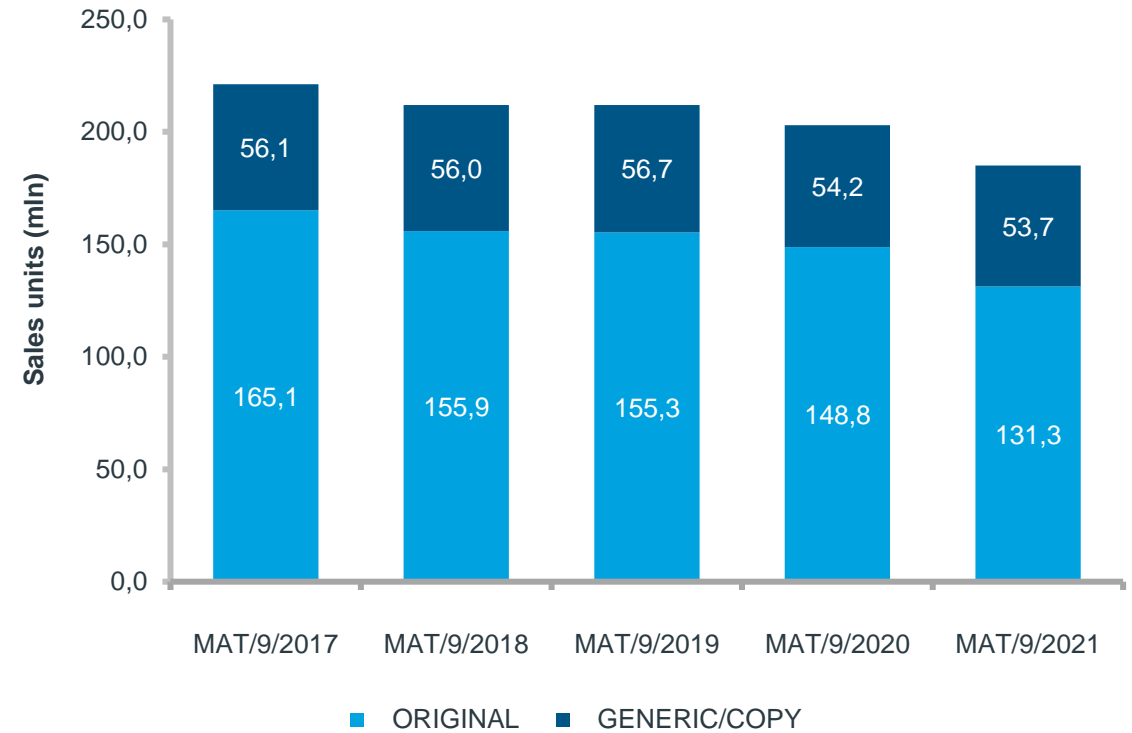
The Belgian retail market is worth €3,05 billion

It declines in both value, and units for the current MAT

Sales Evolution – Value ex-mnf



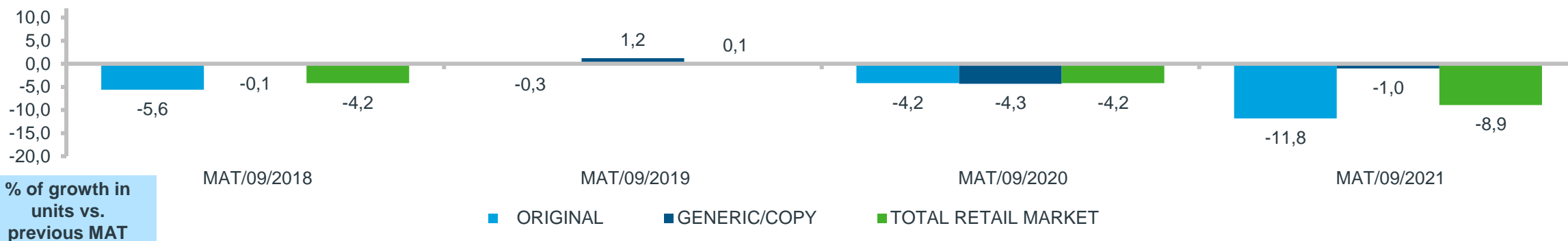
Sales Evolution – Units



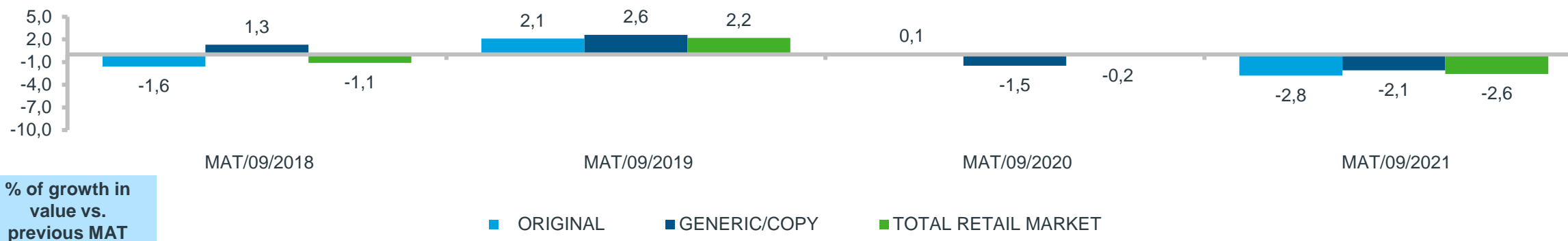
Source: IQVIA – LMPB services – Selling In data

Retail market BE: original vs generics

The total retail market in units shows a decrease of -8,9%, where the generic/copy also shows a decrease of -1,0% (Sales Evolution – Units)



In value, the total retail declines with -2,6%, while the generic/copy market also shows a decrease of -2,1% (Sales Evolution – Value)



Source: IQVIA – LMPB services – Selling In data

The top 10 best selling ATC classes in retail in units and value (registered products)

Top 10 Best Selling ATC classes in retail	Units abs. MAT/09/2021	% of BE Retail Market	Top 10 Best Selling ATC classes in retail	Value abs. MAT/09/2021	% of BE Retail Market
N02 ANALGESIQUES	20,989,348	11.3	L04 IMMUNOSUPPRESSEURS	328,604,064	10.8
N05 PSYCHOLEPTIQUES	13,471,295	7.3	B01 THROMBOLYTIQUES	260,940,960	8.6
A02 A-ACID.A-FLATUL.A-ULCER.	9,809,589	5.3	A10 ANTIDIABETIQUES	197,875,440	6.5
A10 ANTIDIABETIQUES	7,885,500	4.3	R03 ANTIASTHM & COPD PRDTS	189,521,840	6.2
N06 PSYCHO ANALEPTIQUES	7,064,140	3.8	N05 PSYCHOLEPTIQUES	145,898,800	4.8
R01 ANTIINF DECONGEST RHINO	6,800,583	3.7	N02 ANALGESIQUES	137,137,600	4.5
C09 PROD ACT SYS RENIN-ANGIO	6,066,522	3.3	J05 ANTIVIRAUX SYSTEMIQUES	134,181,352	4.4
M01 ANTIINFLAM ANTIRHUMAT VG	5,796,352	3.1	C09 PROD ACT SYS RENIN-ANGIO	129,992,336	4.3
C10 PR.LIPID-REGUL.A-ATHEROM	5,622,950	3.0	C10 PR.LIPID-REGUL.A-ATHEROM	99,823,488	3.3
B01 THROMBOLYTIQUES	5,397,064	2.9	A02 A-ACID.A-FLATUL.A-ULCER.	96,570,104	3.2

Source: IQVIA – LMPB services – Selling In data

The top 10 fastest growing ATC in units and value (in absolute growth, registered products)

Fastest Growing ATC in Units	Units abs. MAT/09/2021	Absolute Growth in units	Fastest Growing ATC in Value	Value abs. MAT/09/2021	Absolute Growth in value
A11 VITAMINES	4,557,773	237,326	A10 ANTIDIABETIQUES	€ 197,875,440	18,328,352
A10 ANTIDIABETIQUES	7,885,500	167,607	D05 PRD NN STER TR.INFL.CUT.	€ 46,234,992	8,622,804
A04 ANTIEMETIQUES.ANTINAUSEE	136,207	61,123	B02 AUT PROD SYST COAG SGNET	€ 50,290,764	6,900,636
C10 PR.LIPID-REGUL.A-ATHEROM	5,622,950	54,188	B01 THROMBOLYTIQUES	€ 260,940,960	4,497,056
D10 PREP.ANTIACNEIQUES	739,973	53,555	A11 VITAMINES	€ 34,352,852	3,606,958
N06 PSYCHO ANALEPTIQUES	7,064,140	51,484	S01 PRDT OPHTALMOLOGIQUES	€ 36,644,908	3,306,530
P03 ECTOPARASITICIDES	141,359	28,321	L04 IMMUNOSUPPRESSEURS	€ 328,604,064	2,030,592
C09 PROD ACT SYS RENIN-ANGIO	6,066,522	22,385	J06 SERUMS ET Y GLOBULINES	€ 17,068,048	1,561,747
C11 PR ASS MULTITHER C.VASC	62,440	11,721	V01 ALLERGENES	€ 3,579,426	1,275,345
A08 ANOREXIGENES SF DIETETIQ	74,636	7,323	D10 PREP.ANTIACNEIQUES	€ 9,790,584	1,016,013

Source: IQVIA – LMPB services – Selling In data